

## Still Struggling to bolt Rotor on Centrifuge Shaft?

# 01

### THE FIRST

Have you encountered such situations?

Rotor bolted on motor shaft inattentively, strange sounding wobbles, a remedial action must be taken in seconds.

Or

Trying in vain to remove a Jammed Centrifuge Rotor when the same rotor has been used repetitively for sometimes

**How Could You Deal With It?**



▲ **Dynamica Auto Rotor Locking, Easy & Time-Saving**

## 02

### THE SECOND

Choose **Dynamica** Series Centrifuge  
Innovative Auto Rotor Locking Design

**Fast & Safe Rotor Placement**

**Rotor Changing in Seconds**

Traditional Rotor Placement System, rotor must be bolted on shaft with extra-prudent manner. With **Dynamica** Rotor Auto-Locking system, rotor can be placed with ease, and locked securely & safely automatically.

Thus, no tools are required and easy rotor changing.

Velocity 18R Pro Auto Rotor Locking Design can use with most Dynamica Velocity Rotors.



▲ Latest Model: **Dynamica** V18R Pro Benchtop Centrifuge

## 03

THE Third

Dynamica

**Dynamica** is an UK-based International Company with years of dedication to research & development of centrifuges to provide quality solution to life science research. With global footprints

in Europe, Australia, and Asia. **Dynamica** always strive to deliver practical and innovative solutions with dependable partners throughout the world to every customer.



▲ Coin stands still during high rotation speed - *Dynamica V18R Pro*

## Dynamica V18R Pro

Latest Benchtop High Speed Refrigerated Centrifuge

Features:

1. **Automatic Rotor Locking**
2. Automatic Rotor Identification
3. Pre-cooling Function
4. Faster acceleration and deceleration (9+/9-)
5. **High Imbalance Tolerance**
6. Safety with **13mm steel**

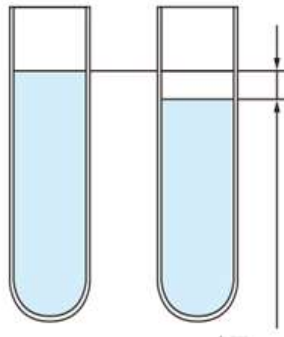
**7. Real Time Sample Temperature Monitoring**

8. Low Noise Level

9. Liquid Seeping Prevention

**10. Up to 18,000 rpm (Using FA18C Angle Rotor)**

Eye Level Balancing



▲ Velocity 18R Pro, High Imbalance Tolerance, tolerates Up to 5mm

visually difference among tubes

**04**

**THE FOURTH**

**New SW5L Swing Out Rotor**

**For Various Applications**



**▲ High Capacity & Versatile SW5L Swing Out Rotor**

**From 2ml Vacutainer to 250ml Bottle,**

Yet

As compared

**SW5L able to cater more Centrifuge Tubes**



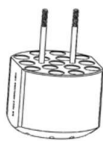
SW5L.250P



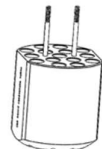
SW5L.50C



SW5L.15C



SW5L.2B



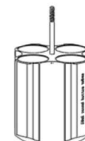
SW5L.5B



SW5L.8B



SW5L.15P



SW5L.50P

Adaptor Name	Centrifuge Tubes	Max. No. of Tubes
SW5L.250P	250ml Flat Bottom	4
SW5L.50C	50ml Conical Tube	16
SW5L.15C	15ml Conical Tube	36
SW5L.2B	2ml Vacutainer	60
SW5L.5B	5ml Vacutainer	60
SW5L.8B	8ml Vacutainer	56
SW5L.15P	15ml Round Bottom	36
SW5L.50P	50ml Round Bottom	16

**▲ More Options, Larger Capacity**

For more information about Dynamica Centrifuges, please visit

[www.dynamica-eu.com](http://www.dynamica-eu.com) or [www.dynamica-asia.com](http://www.dynamica-asia.com).